



# Dillbadin

## PRIMARY SCHOOL

*Growing through learning*



## From our Principal

*Penelope Harris*

### This week at Dillbadin Primary School

Whilst I was out of the school for part of this week, it was great to hear that everything continued to run smoothly. I'm proud that learning remained our strong focus throughout.

It was also wonderful to have such enthusiastic student participation during the incursion—well done to all involved!.

Just a reminder that this Monday is a public holiday, so there will be no students or staff at school.

### A Note of Thanks

A heartfelt thank you to Neisha Gange for stepping into the role of Acting Principal during my attendance at the two-day Victorian Principal Conference. Her leadership and support ensured the smooth running of our school in my absence.

The conference was an opportunity for Victorian government school principals to come together to hear from renowned educators and leading practitioners, and to explore how thriving networks can support implementation and achieve excellence in every school, under the theme of 'Excellence in Every Classroom.'

## School Saving Bonus Reminder

The Victorian Government is delivering the School Saving Bonus (SSB) – a one-off support of \$400 for eligible government school students from Prep to Year 12 in 2025.

The SSB can be used for uniforms and textbooks until Monday 30 June 2025.

Any funds remaining after 30 June 2025, including online voucher amounts that have not been redeemed, will become a credit to use on school activities..

To learn more about the SSB online system, download the step-by-step [System Guide for Parents and Carers](#) or watch this [School Saving Bonus video](#). System guide translations are also available in 14 languages.

The Department of Education's SSB contact centre will remain available until 30 June 2025. The contact centre can be reached by:

- completing the [School Saving Bonus enquiry form](#)
- calling 1800 338 663, between 8:30 am and 4:30 pm on weekdays.

## Virtual Tour

We warmly encourage new and prospective families to explore our school through our virtual tour, available on our website. It's a great way to get a feel for our vibrant learning environment, dedicated staff, and the many opportunities we offer to support every child's growth and development.

[Virtual Tour available here](#)

For those who would prefer a more personal experience, we welcome you to book a tour with our wonderful Principal, Penelope Harris. This is a great opportunity to see the school in action and to have a meaningful conversation about how we can support your child's individual learning needs and goals.

## Staff Leave

I will be taking some personal leave from Friday 13th June and will return on Wednesday 18th June. During this time, Neisha Gange will be Acting Principal and will continue to support the school community with her capable leadership.

Additionally, Leonie will be taking personal leave starting Wednesday, 11th June, and we look forward to welcoming her back next term.

Thanks for a great week! Enjoy the long weekend, stay dry with all the forecast rain, and we look forward to seeing everyone back at school on Tuesday.

*Penelope*



**Dillbadin**  
**PRIMARY SCHOOL**

*Growing through learning*

# 5 STEPS TO ENROL

01

Book a tour with our Principal to discover the learning opportunities, supportive environment, and community spirit that make Dillbadin Primary School a great place for your child.

02

Join our Principal for a guided tour of the school—an excellent opportunity to see learning in action. You'll also be able to ask questions and discuss how we can support your child's individual educational needs.

03

Fill out an application form in person or conveniently complete the enrolment form online to secure your child's place at Dillbadin Primary School.

04

Attend our Term 4 transition program designed to help new students feel happy, safe, and confident as they begin their school journey at Dillbadin Primary.

05

Start an exciting adventure with us at Dillbadin Primary—a place where learning is engaging, inspiring, and fun!



# Wellbeing Wrap-Up

*Neisha Gange – Assistant Principal*

## Supporting Wellbeing at Home- Tips for Families

At Dillbadin Primary School, we know that wellbeing starts at home. A child's emotional and mental wellbeing is just as important as their physical health, and families play a vital role in helping children feel safe, connected, and supported.

Here are some simple and fun activities families can do together to boost wellbeing and build strong relationships at home:

### 1. Mindful Moments

Try a short family mindfulness activity each day. Sit quietly together, take deep breaths, and notice sounds, smells, or sensations. Even a few minutes of calm can help reduce stress and improve focus. You can also try 'Rainbow Breathing'- breathe in as you imagine the colours of the rainbow, one at a time. Breathe out slowly as you picture each colour fading.

### 2. Story Sharing

Reading together isn't just for little kids! Take turns choosing a book, or let each person read a page. Story sharing creates a chance to talk, laugh, and learn about emotions and new perspectives. After reading, ask questions like "How did the character feel?" or "What would you have done in that situation?"

### 3. Family Walks or Bike Rides

Spending time outdoors improves mood, sleep, and energy. Moving together is a great way to unwind whether it's a walk around the block or a weekend park adventure. You could create a "Nature Scavenger Hunt" list with your child and see how many items your family can find on your walk.

### 4. Game Nights

Play card games, board games, or even make up your own! Games help build cooperation, patience, and problem-solving – plus they're fun! You could try letting each family member pick a game during the week and rotate who leads the night.

### 5. Gratitude Journals

Take a few minutes before bed to share or write down something each person is grateful for. This helps shift focus to the positives, especially after a tough day. You could keep a 'Gratitude Jar' on the kitchen table. Each person adds a note every week and you read them together on Fridays. This can also be done with drawings and pictures instead of writing.

There is no one-size-fits-all approach to wellbeing, at home or school. What matters most is connecting as a family, listening to each other, and supporting each other's feelings.



# Star Student Awards

## JUNIOR

Kai, for doing amazing work in Poetry,  
like a superstar!

## MIDDLE

Daniel, for creating a brilliant poem  
about popcorn!

## SENIOR

Harvey, for your fantastic contribution  
to the class all week. Keep up the  
great work!



# Star Student Awards





# Specialist Star Awards

**MRS  
BLAKE**

STEM:  
Kai for his amazing effort in STEM!

**MISS D**

Performing Art:  
No classes this week – therefore no  
award was presented.

**MISS  
GANGE**

Kaylee, for helping younger students  
during break times and being a great  
role model.



# Specialist Star Awards







# Visual Art

## Werribee Zoo Excursion Competition

For the past few weeks in STEM and Visual Arts our students have been working hard on an entry for a competition to go on an excursion to Werribee Zoo. In celebration of the elephants' move to Werribee Zoo, Zoos Victoria started an elephant competition where schools could enter various elephant-themed projects. In STEM, the students created fact files and built a baby elephant with recycled materials and papier mache. We have fondly named it Mali after one of the elephants at Werribee Zoo. In Visual Arts, we have used various media, including charcoal, chalk, ink, watercolour, pastels, and recycled mosaic squares, to create our masterpieces. This is a competition for the most votes. Please share our entry with family and friends and ask them to vote for our school.

<https://padlet.com/feschool/win-an-excursion-to-werribee-open-range-zoo-uhbyeknvzxhnh6h/wish/LNV1Q7d2ownjZmq3>







The  
Education  
State



Please speak with your  
child's classroom  
teacher for more  
information.



# Important Dates

Date	Event
Every Friday	3:00pm School Assembly
Monday 9 <sup>th</sup> June	Public Holiday – King’s Birthday
Thursday 12 <sup>th</sup> June	School Council – 9am
Monday 16 <sup>th</sup> June	Boronia Library Visit
Wednesday 18 <sup>th</sup> June	Middle – NGV Excursion
Monday 30 <sup>th</sup> June	Boronia Library Visit
Tuesday 1 <sup>st</sup> July	CURRICULUM DAY – change of date!!
Friday 4 <sup>th</sup> July	Last Day of Term 2 – 2.30pm finish





# School Wide Positive Behaviour



Our students have again earned 4 leaves in the past week, which is **400** acknowledgements of positive behaviour. Amazing work, everyone!





# Advertisers



**SINCE 1992**

**SHIRLEY & CO.**  
  
**HAIR STUDIO**

**Opening on April 29**

**ALL 20% DISCOUNT SPECIAL!!**  
**29TH APRIL TO 29TH MAY 2025**

**HAIRDRESSERS: SHIRLEY & MOORE**  
**0451 208 883**  
 Address: 4/255 Dorset Road, Boronia 3155


**TRADING HOURS:**  
**10AM – 6PM (MON–SUN)**

**BOOKINGS AVAILABLE**

<b>Mens &amp; Boys Quick Cut</b> <small>男生&amp;男孩快速剪发</small>	<i>From \$15</i>
<b>Mens Skin Fade Cut</b> <small>男生美式渐层(零号推/半号推)</small>	<i>From \$30</i>
<b>Mens Male Style Cut</b> <small>男生造型设计剪&amp;全剪刀剪</small>	<i>From \$30</i>
<b>Women &amp; Girls Quick Cut</b> <small>女士&amp;女孩快速剪发</small>	<i>From \$25</i>
<b>Womens Style Cut</b> <small>女生造型剪</small>	<i>From \$30</i>
<b>Beard Trim</b> <small>修胡子</small>	<i>\$10</i>
<b>Hair Regrowth Colour &amp; Cut</b> <small>一般基本染发+剪</small>	<i>From \$70</i>
<b>Perm</b> <small>一般烫发+剪</small>	<i>From \$100</i>
<b>Rebonding Straightening</b> <small>烫直+剪</small>	<i>From \$150</i>
<b>Shampoo &amp; Scalp Massage</b> <small>一般洗发</small>	<i>\$15</i>

For more information regarding enrolling your child in primary school in 2026 including timelines please click on the link below:

[Enrolling in primary school for 2026](#)



# Digital Enrolment Parent/Carer Quick Reference Guide

Enrolling your child is quick and easy using your laptop or desktop

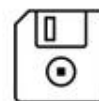
## Before you begin



Google Chrome is the recommended browser



Use of a laptop or desktop is recommended



Use the **Save** button if you need to walk away



Ensure your listed Emergency contact is someone **other than** Adult A or Adult B



Check your details are complete **before** submitting  
*You can't edit after submission*



Have all your digital documents ready as they **must be uploaded** to your application  
*e.g. Birth certificate, Proof of Address, Proof of Residency*

## Finding your designated neighbourhood school

Use [Find My School](#) to view a map of available government schools in your area, including your designated neighbourhood (local) school.

## Register for an account

1. Click the following link: <https://students.educationapps.vic.gov.au/s/>
2. Scroll down and select **Register**
3. Read the acknowledgement and select **Continue**
4. Enter the requested details
5. A verification email will be sent to your inbox (check spam folder)
6. Click the link that has been emailed to you to complete registration
7. You will be prompted to set a new password
8. Select **Change Password**
9. You will land on the portal homepage

**Create an account**

First Name

Last Name

Email

Mobile Number

**Register**

**Have an account?**

Log in



## Ongoing access to the portal

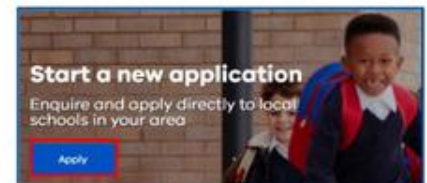
1. Select the following link: <https://students.educationapps.vic.gov.au/s/>
2. Enter your credential details
3. Select **Log in**
4. When logging in on a new device, you will be prompted for a verification code
  - check your email for the code
  - enter code and select **Verify**
5. You will land on the portal homepage
6. To log out, navigate to the drop-down menu and select **Logout**



## Submitting an application

1. From the portal homepage, select **Apply**
2. Enter new school application details
3. Read the **privacy notice** and then select **Continue**
4. Enter details for each section (including documentation upload)
5. Read **Review and Declaration** and check all details have been provided and are correct
 

**Note:** Once an enrolment enquiry is submitted, enrolment details cannot be edited via the Portal
6. Select **Submit**
7. The **Application Submission** screen will appear and then select **Close**
8. You will be taken to your application list

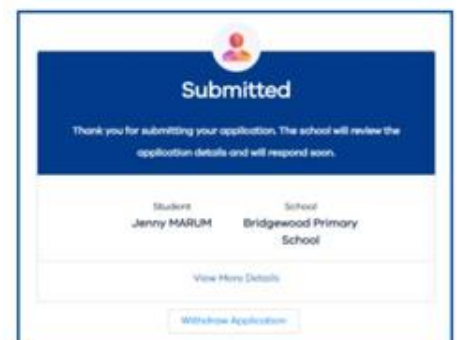


## Viewing, withdrawing or adding files to an application

1. In the portal, select **application number** to view details, including status

My Applications					
Application	Type	Student	School	Requested Start Date	Status
APP-0777	New Enrolment	Jenny MARUM	Bridgewood Primary School	2023 Term 2	Submitted

2. You can monitor the application status along the top status bar, view application details, withdraw the application or view and upload files
  - **To withdraw:** select **Withdraw Application**, enter a reason and the application will be closed
  - **To add files:** select **Add Files** at the bottom of the browser and follow instructions





## Accepting or not accepting an enrolment offer

**IMPORTANT NOTE:** Please only accept ONE enrolment offer. All enrolments **must** be accepted via the portal.

1. When a school makes an offer of enrolment, you will be notified by email and the status in the portal will be updated
2. Select the link in the email, and you will be redirected to the portal
3. In the portal, **My Applications** will display **Place Offered**
4. Select **application number**
5. Select **Accept Offer** to accept the enrolment offer (only accept ONE) and you will be prompted to provide additional information
6. Read the **privacy notice** and select **Continue** to proceed
7. Enter details for each section (including documentation upload)
8. Click **Submit**
9. When the school finalises the application, you will be notified by email notification and the status in the portal will be updated
10. If you received multiple enrolment offers, or you no longer wish to proceed with your enrolment application:
  - select **Do Not Accept** (for each offer to be declined)
  - enter a reason and the application will be closed

**NOTE:** Your personal and health information will be shared with the school once you have accepted an enrolment offer.

## We are here to support you

If you have any questions regarding your enrolment, please contact your school. For information about this process, visit <https://www.vic.gov.au/how-choose-school-and-enrol>.